



KBPC15005WTHRUKBPC1510W

GLASS PASSIVATED SINGLE-PHASE BRIDGE RECTIFIER

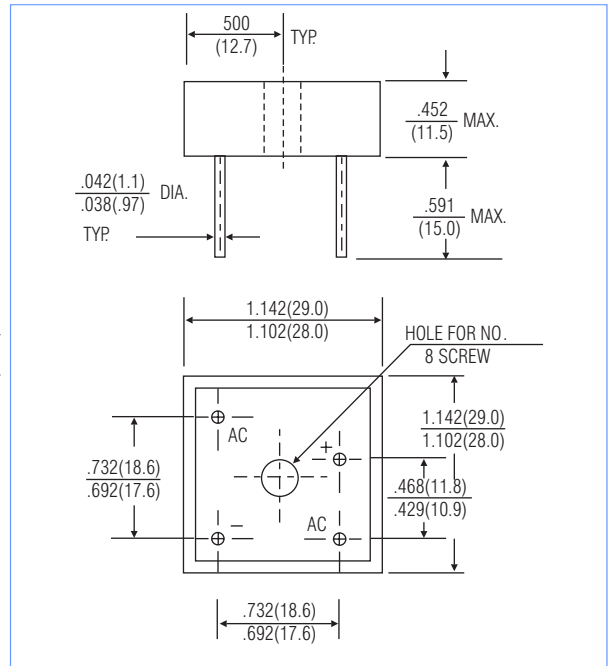
VOLTAGE 50 to 1000 Volts **CURRENT** 1 5.0Amperes **KBPC** Unit : inch (mm)

FEATURES

- * Metal case Maximum Heat Dissipation
- * Surge overload ratings-400 Amperes
- * Low forward voltage drop
- * UL file number:E252843

MECHANICAL DATA

CASE: Metal, electrically isolated
 Epoxy: UL 94V-0 rate flame retardant
 Lead: MIL-STD-750, Method 2026 guaranteed
 Polarity: As marked
 Mounting position: position: Any
 Weight: 30 grams



MAXIMUM RATINGS AND ELECTRICAL CHARACTERISTICS

Maximum Ratings & Electrical Characteristics Ratings at 25 °C ambient temperature unless otherwise specified

	SYMBOLS	KBPC 15005W	KBPC 1501W	KBPC 1502W	KBPC 1504W	KBPC 1506W	KBPC 1508W	KBPC 1510W	UNITS
最大可重复峰值反向电压 Maximum recurrent peak reverse voltage	VRRM	50	100	200	400	600	800	1000	Volts
最大均方根电压 Maximum rms Input voltage	VRMS	35	70	140	280	420	560	700	Volts
最大直流阻断电压 Maximum dc blocking voltage	VDC	50	100	200	400	600	800	1000	Volts
最大正向平均整流电流 Maximum average forward output rectified	I(AV)	15.0							Amp
正向峰值浪涌电流 8.3ms 单一正弦半波 Peak forward surge current 8.3ms single half sine-wave	IFSM	240							Amps
最大正向电压降 Maximum forward voltage drop per element at 15A DC	VF	1.05							Volts
最大反向漏电流 Maximum reverse voltage	IR	5.0 5.0							μ Amps
典型结电容 Type junction capacitance (Note 1)	CJ	300							pF
典型热电阻 Typical thermal resistance (Note 2)	R θ JC	2.5							°C/W
工作温度和存储温度 Operating and storage temperature range	TJ.TSTG	-55 to + 125							°C

NOTES:

1. Measured at 1 Mhz applied reverse voltage of 4.0 volts
2. Thermal Resistance from Junction to Case per leg.



KBPC15005W THRU KBPC1510W

RATING AND CHARACTERISTIC CUTPUT

FIG.1-TYPICAL FORWARD CURRENT DERATING CURVE

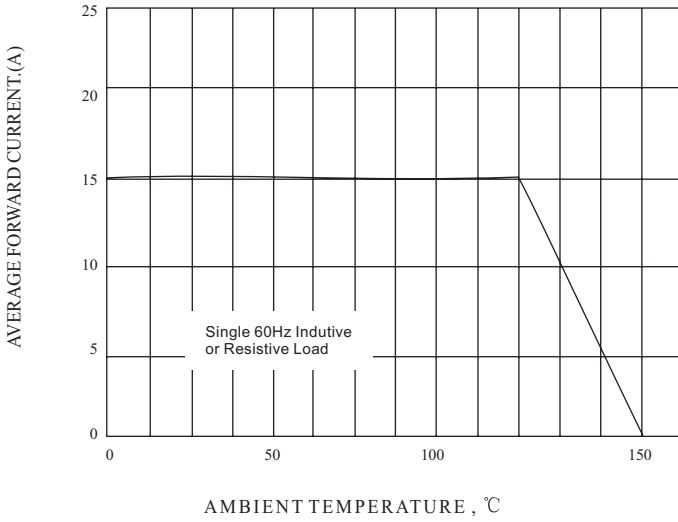


FIG.2-MAXIMUM NON-REPETITIVE FORWARD SURGE CURRENT

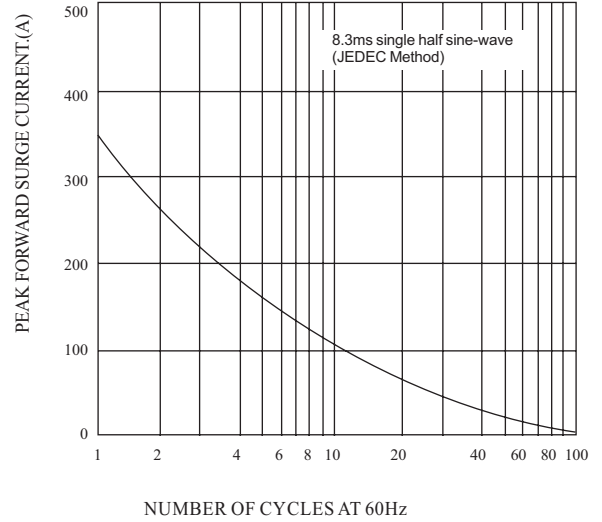


FIG.3-TYPICAL FORWARD CHARACTERISTICS

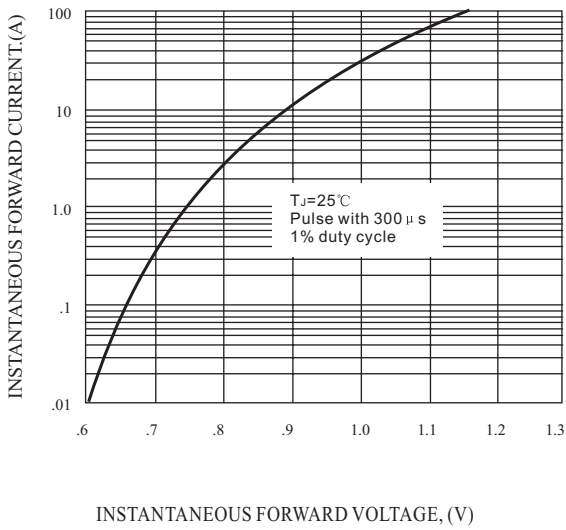


FIG.4-TYPICAL REVERSE CHARACTERISTICS

